




Treatment & Distribution of Industrial Fluids

Compressed Air - Vacuum - Inert Gas - Industrial Water and Oil



ENGINEERING YOUR SUCCESS.

Products



Coalescing and Activated Carbon Filters

Flow rate up to 31.000 m³/h. Operating pressure up to 350 bar
Deliverables in accordance with the main international bodies (PED, ASME VIII div. 1 and 2, Ghost, China Stamp, LRofS, DNV, GL, ABS, etc.) including directives ISO12500 and ISO8573.1



Refrigeration Dryers

- Flow up to 21 400 m³/h
- Operating pressure up to 40 bar
- Pressure dew point +3 °C
- Energy-saving system SMART SAVE




Transair® System in Aluminium

Transair®: a unique, truly flexible and upgradeable aluminium pipe system
Creating primary and secondary networks of the main industrial gases has never been quicker
Compatible fluids: air, nitrogen, vacuum and argon, etc
Diameters available: 16.5, 25, 40, 50, 63, 76, 100 and 168mm
Tube colours: blue, grey and green
Fittings: BSP and NPT



Adsorption Dryers for Compressed Air

- Flow rate up to 14.500 m³/h. Operating pressure up to 350 bar
Pressure dew point to -70°C. Designed for air and other compressed gases
- Patented vacuum regeneration system
- Compliant with the requirements of main international standards and bodies (PED, ASME VIII div. 1 and 2, Ghost, China Stamp, LRofS, DNV, GL, ABS, etc.)
Also available are variants for ATEX and food beverage and pharma



Membrane Dryers

- Designed for point of use applications where compact size is a determining factor.
- Flow rate of air up to 1.000 m³/h
- Operating pressure up to 10 bar
- Pressure dew point to -40°C
- Operates without electrical supply



Breathing Air Systems

- Flow rate up to 850 m³/h
- Operating pressure up to 16 bar
- Compliant with ISO 12021 and European Pharmacopoeia standards



Heat Exchangers with Air and Liquid Cooling Systems

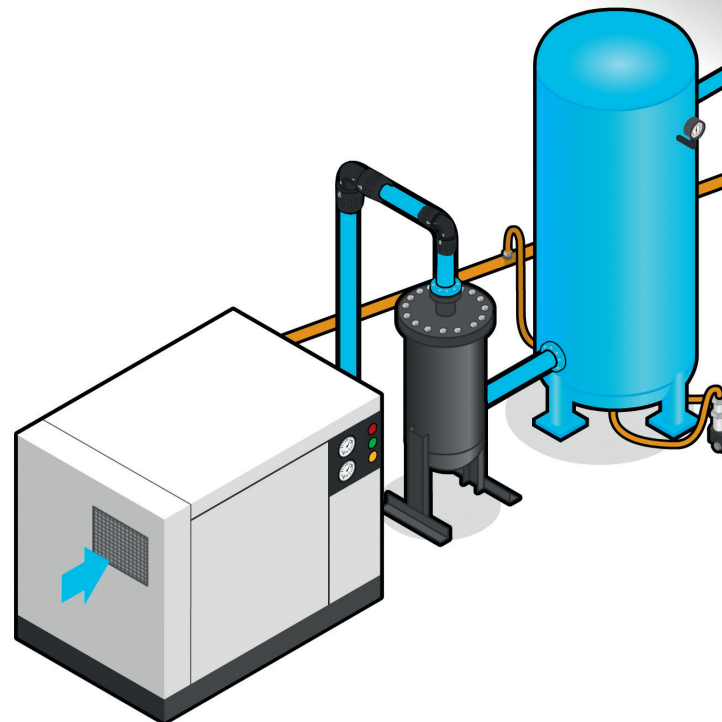
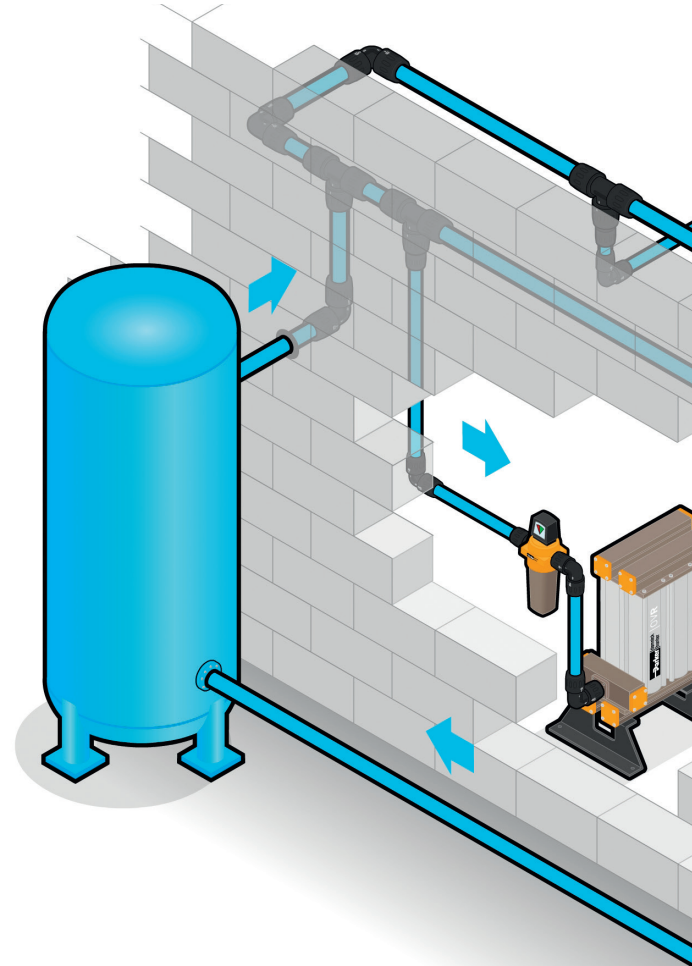
- Flow rate up to 12.000 m³/h
- Designed for applications from 0 to 40 bar
- Available in stainless steel and other materials resistant to chemical agents
- Special ranges for biogas and natural gas
- Bespoke installations according to requirements

From the Technical Room...

One Solution for Each Contaminant

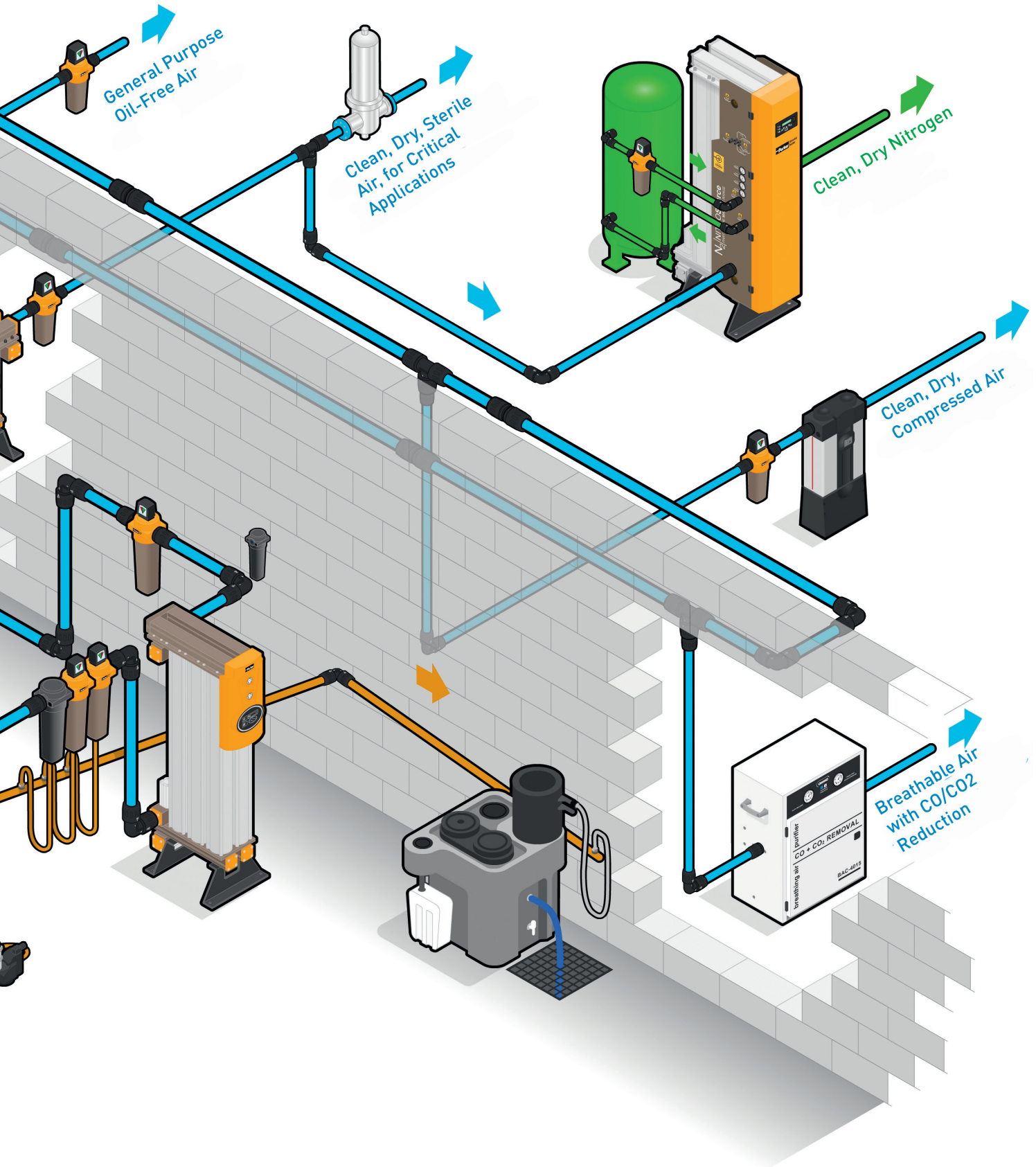
There are several different techniques for efficiently removing the contaminants found in compressed air and gases.

Parker develops the best solutions and equipment for optimum results, with associated energy savings and respect for the environment.



...to the Heart of Production

The Parker solution couples excellent purity of conveyed air and gases with high flow and lower operating costs



Products

Chillers for Industrial Cooling

- Refrigerating power up to 757 kW
- Special external and internal surface treatments for aggressive gases and environments are available
- Dedicated equipment for laser applications and special gases (biogas)
- Bespoke installations according to requirements



Condensate Drains

- For compressed air lines up to 66.000 m3/h.
- Operating pressure up to 50 bar. Designed for corrosive gases and air
- Float, time delay and electronic level control versions



Transair® System in Stainless Steel

Transair®: a flexible and upgradeable stainless steel pipe system for creating primary and secondary industrial water networks.
Compatible fluids: industrial water, oils, etc
Main application: cooling (moulds, tools, welding, etc.)
Diameters available: 22, 28, 42, 60, 76 and 100 mm
Fittings: BSP and NPT



Water-Oil Condensate Separators

Available in 7 models for the treatment of condensates generated by compressed air for flow rates up to 3.600 m3/h



Nitrogen Generators for Industrial and Laboratory Applications

- Pressure Swing Adsorption and Hollow Fibre Membrane technologies available to provide most convenient application fit.
- Flow rates from 500cc/min to 1000's m3/hour
- Multi-bank modular construction for larger high flow rate demand to ensure maximum flexibility
- Energy Saving Technology, (EST), ensures low energy consumption and reduced CO₂
- Purities from 5% to 5 parts per million (ppm), maximum remaining oxygen content.
- Air inlet pressure range from 4 bar to 13 bar
- Nitrogen outlet pressure range from 1 bar to 11 bar
- Independent 3rd party testing to demonstrate compliance with European Pharmacopoeia.
- Food Grade Nitrogen E941 and FDA Article 21



Nitrogen Membrane Generators

- To generate ultra-pure nitrogen from compressed air
- Flow rate of nitrogen produced up to 300 m3/h
- Modular assembly for larger nitrogen flow rates
- Degree of purity: from 95% to 99.5%
- Maximum pressure of outgoing nitrogen: 13 bar
- Reduced compressed air consumption per m3 of nitrogen produced
- Designed for point-of-use applications



Added Value Services

- Contaminant analysis
- Particle counting
- Humidity testing
- Breathing air analysis
- Leak testing
- Service packages
- Factory trained technicians

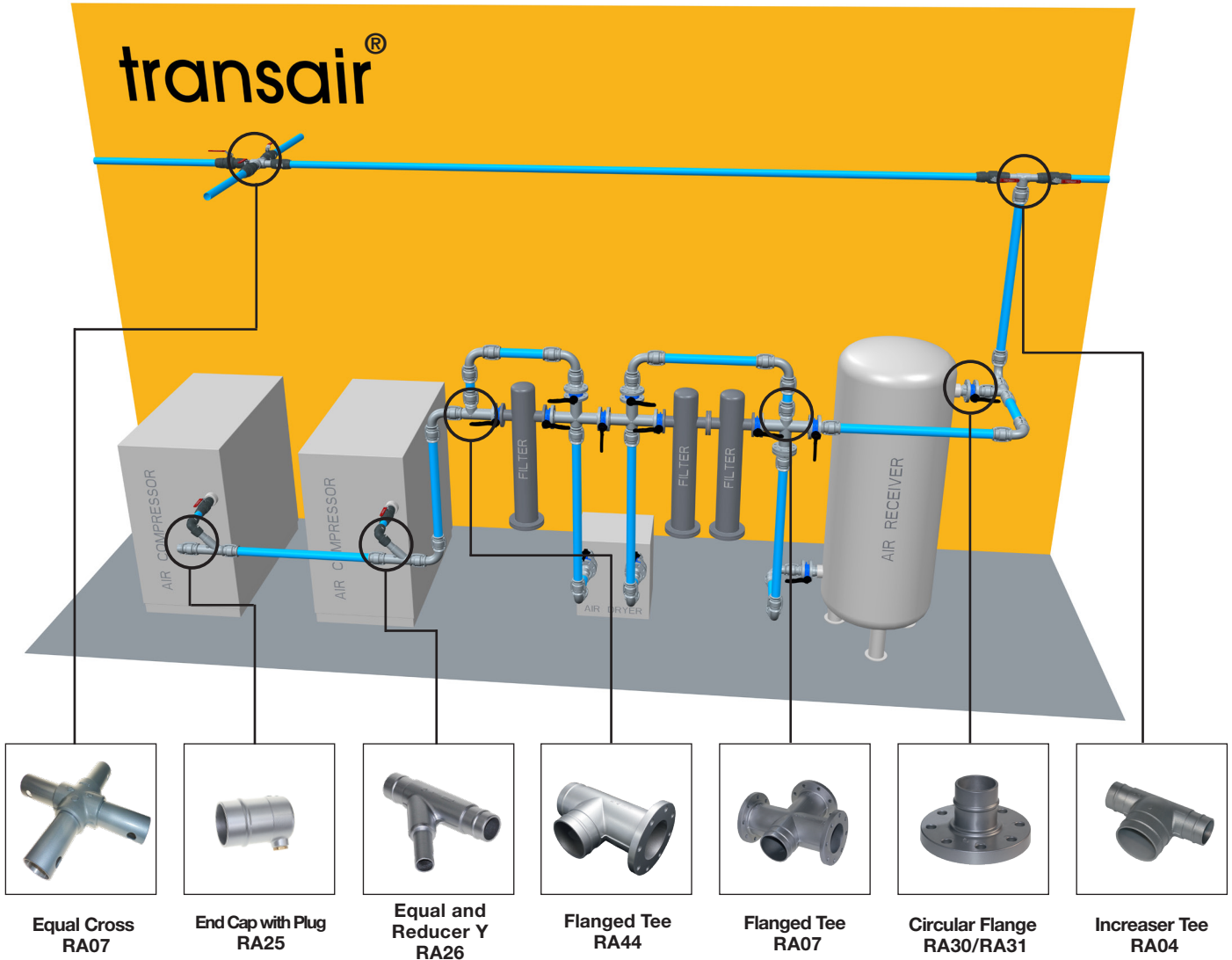


Transair® for Technical Rooms

Transair® has developed a range of **specific products for technical rooms** and the connection of industrial fluid treatment equipment.

This range has been designed to meet the **specific requirements of technical rooms**, such as **reduced space** and the need for equipment **maintenance operations**, while preserving the historic advantages of Transair®: speed and ease of installation, **flexibility, modularity, safety** and **performance**.

All these Transair® products are made of **aluminium** and meet the requirements of **ISO 8573: 2001 & 2010 Class 1.1.1**, guaranteeing **non-contamination** of the fluid by solid particles, water, humidity or oil.



Focus on Compressed Air: the 4th Utility

Compressed air is a **safe and reliable power source** that is widely used throughout industry.

Known as the 4th utility, approximately **90%** of all companies use **compressed air** in some aspect of their operations.

Unlike gas, water and electricity which is supplied to site by a utility company to strict tolerances and quality specifications, **compressed air is generated on-site** by the end user.

The **quality** of the compressed air and the cost of producing this powerful utility is therefore the **responsibility of the user**.

The quality and reliability of compressed air distribution systems have always posed problems. Almost all concerns arise from **contaminants carried in the air**.

Typically there are at least **10 different contaminants in a traditional compressed air network**.

These may be present in the **atmospheric** air drawn into the compressor or can be created within the compressor itself. They are also often found in air receivers or **out-dated pipe systems** which may be **subject to corrosion**.

Contaminants, however, can be fully **removed or reduced** to acceptable levels when the **compressed air treatment** and the air **distribution system** are **managed safely and efficiently**.



Water supplied to industrial concerns is continually monitored by Local Authorities in order to check there are no contaminants present which could endanger the production cycle.



Utility providers must ensure that the gas and water supplied to industrial users meet stringent quality standards.

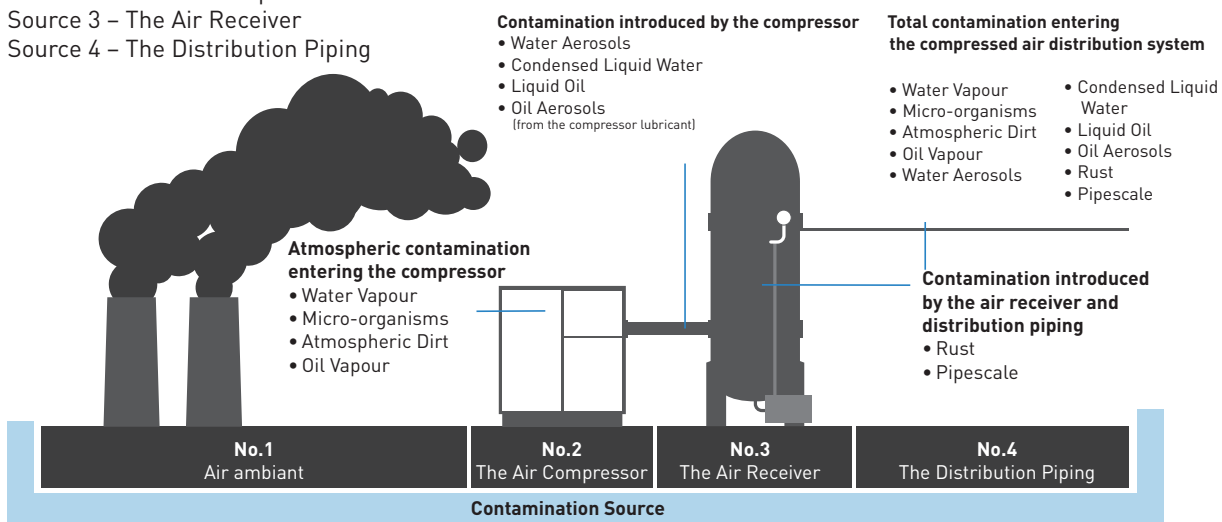


Compressed air is generated by users themselves who alone are responsible for its purity.

CONTAMINATION: THE RISK POINTS IN THE SYSTEM

The ten main contaminants in a compressed air system come from four main sources:

- Source 1 – Ambient Air
- Source 2 – The Air Compressor
- Source 3 – The Air Receiver
- Source 4 – The Distribution Piping





Liesdonk 5b - 2440 Geel
+32 14 57 10 67

Skaldenstraat 121 F2 - 9042 Gent
+32 9 266 13 05

www.rindus.be
info@rindus.be



**Geen tijd en/of mensen om
Parker Transair te installeren ?**

Geen nood, wij, Rindus, zorgen voor
een verzorgde installatie met onze eigen techniekers.

